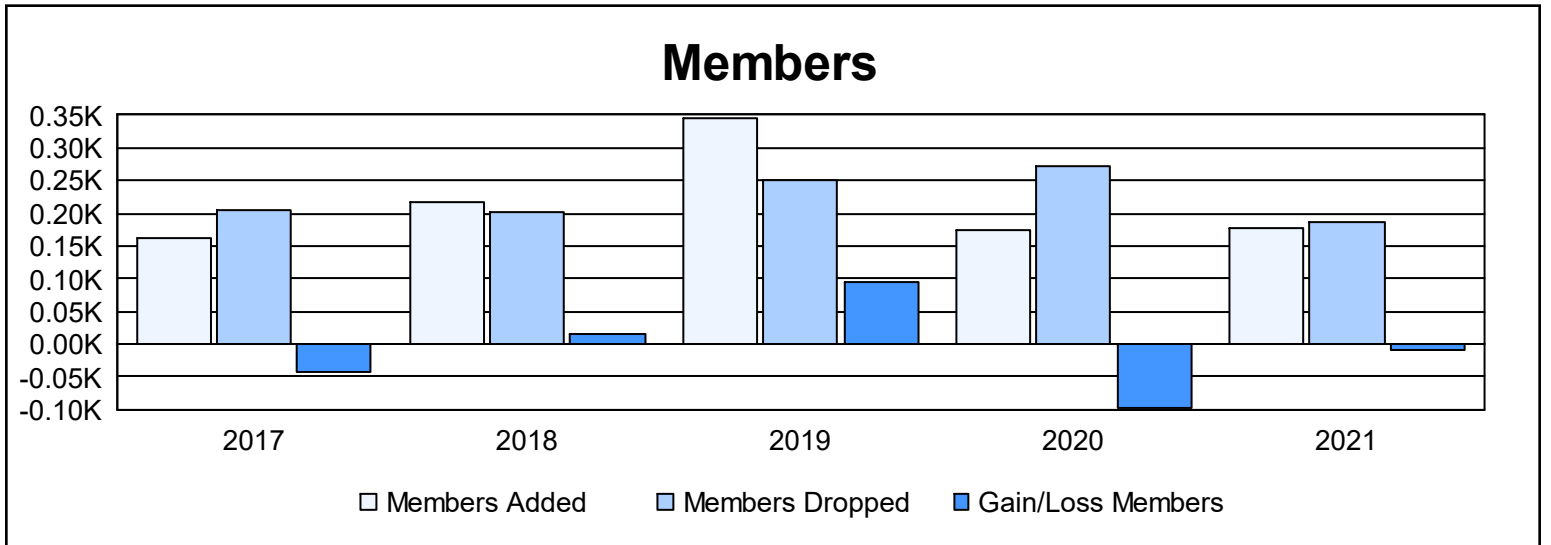
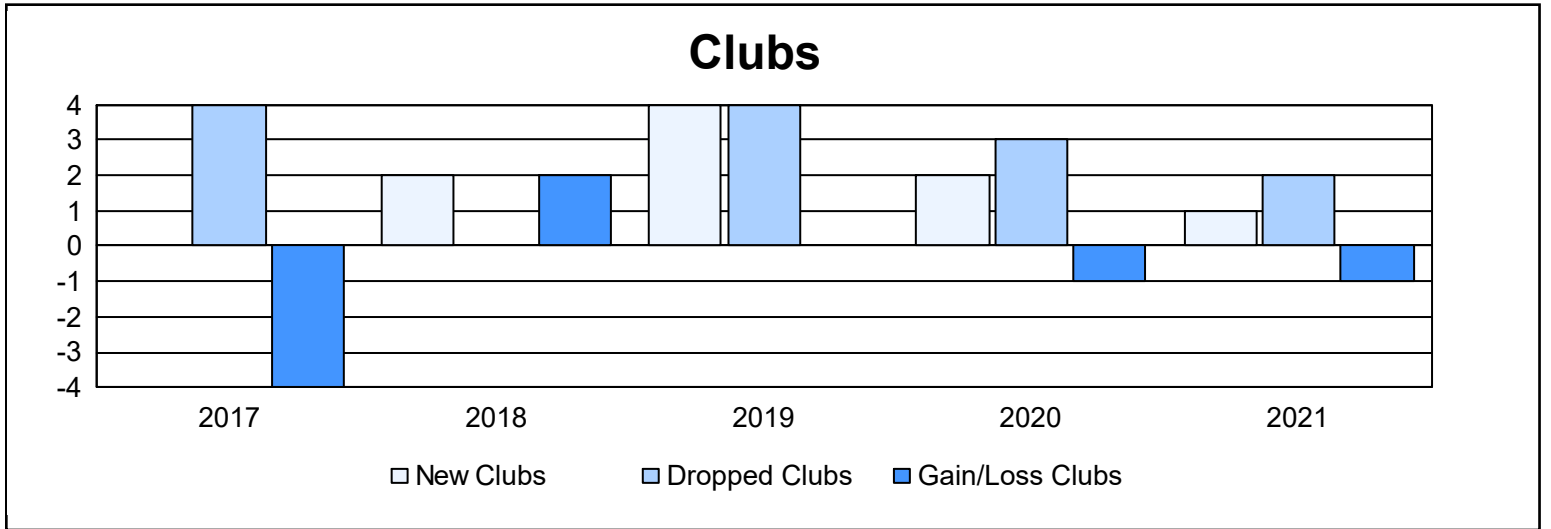
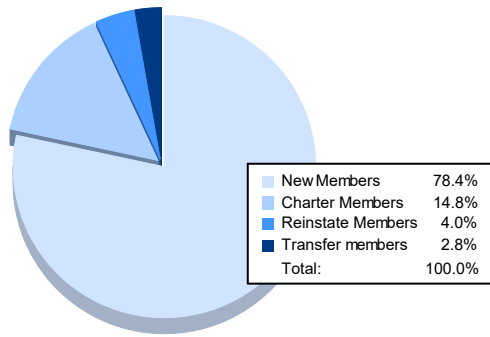


| Year | New Clubs | Dropped Clubs | Gain/ Loss Clubs | New Members | Charter Members | Reinstate Members | Transfer Members | Total Member Added | Total Members Dropped | Gain/ Loss Members |
|----------------|-----------|---------------|------------------|-------------|-----------------|-------------------|------------------|--------------------|-----------------------|--------------------|
| 2016-2017 | 0 | 4 | -4 | 143 | 2 | 7 | 10 | 162 | 205 | -43 |
| 2017-2018 | 2 | 0 | 2 | 154 | 59 | 3 | 2 | 218 | 201 | 17 |
| 2018-2019 | 4 | 4 | 0 | 215 | 96 | 23 | 10 | 344 | 250 | 94 |
| 2019-2020 | 2 | 3 | -1 | 107 | 48 | 17 | 2 | 174 | 271 | -97 |
| 2020-2021 | 1 | 2 | -1 | 138 | 26 | 7 | 5 | 176 | 186 | -10 |
| Average | 2 | 3 | -1 | 151 | 46 | 11 | 6 | 215 | 223 | -8 |



Membership Composition June 2021 Cumulative



Gender Composition June 2021 Cumulative

